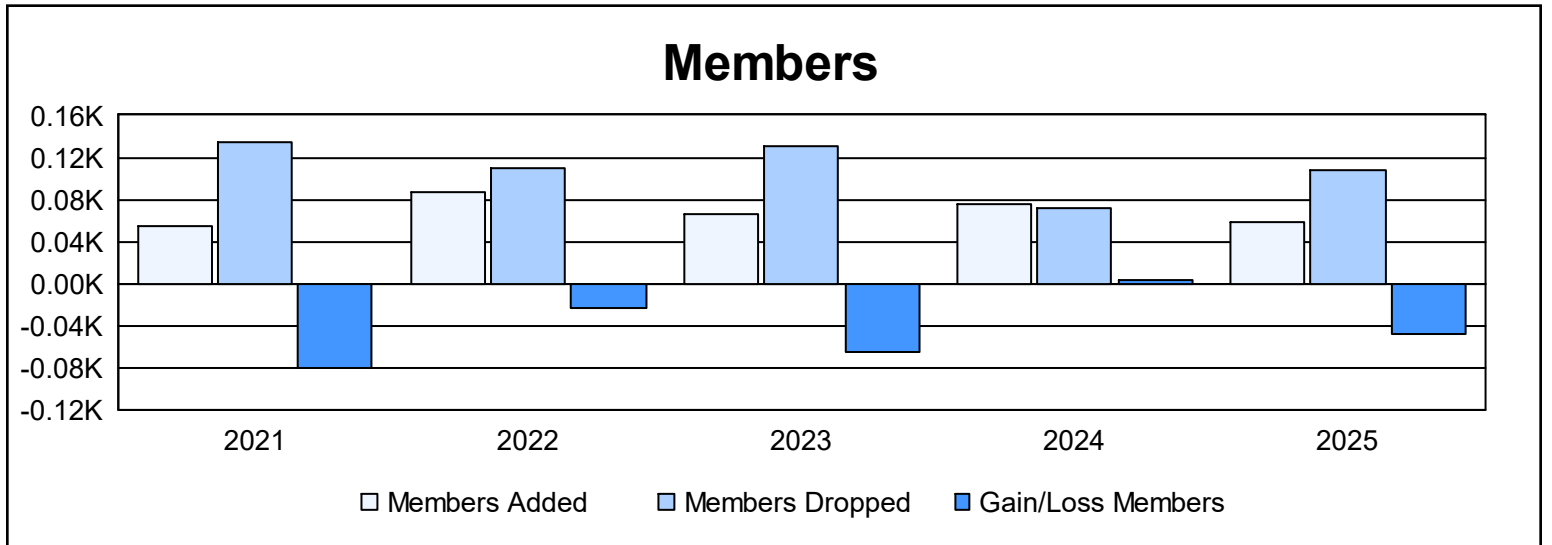
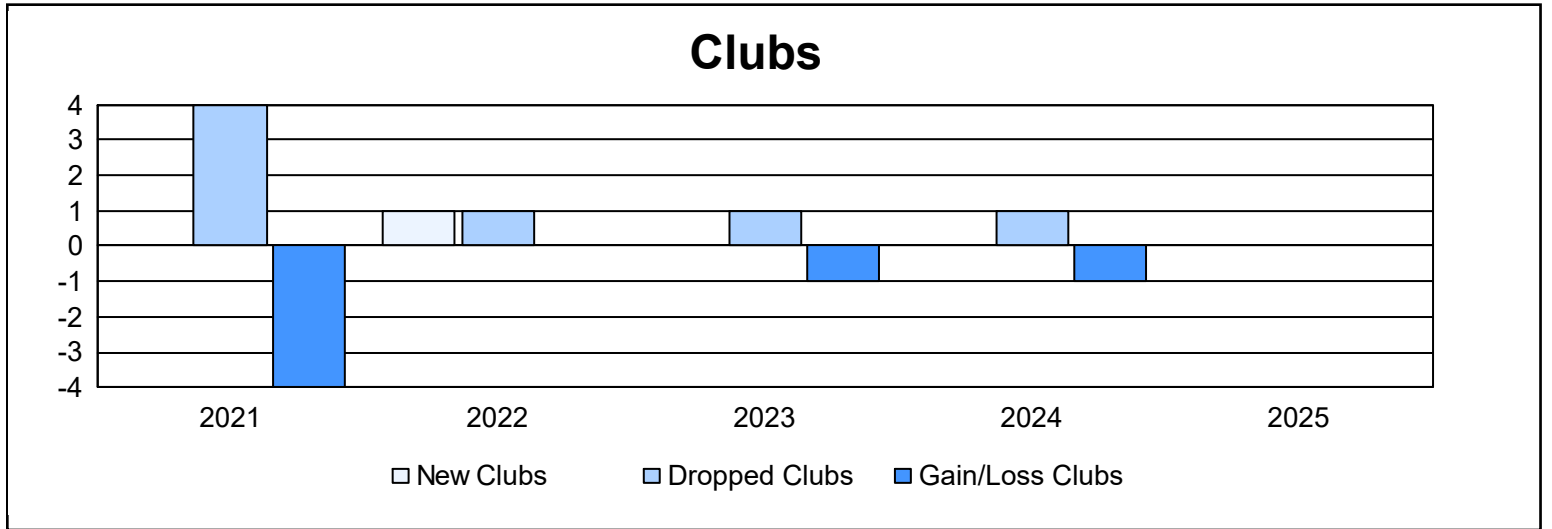
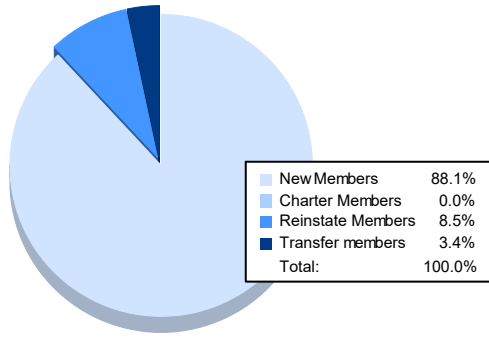


Year	New Clubs	Dropped Clubs	Gain/ Loss Clubs	New Members	Charter Members	Reinstate Members	Transfer Members	Total Member Added	Total Members Dropped	Gain/ Loss Members
2020-2021	0	4	-4	50	1	1	2	54	135	-81
2021-2022	1	1	0	68	12	5	1	86	109	-23
2022-2023	0	1	-1	57	0	4	5	66	131	-65
2023-2024	0	1	-1	72	0	2	2	76	72	4
2024-2025				52	0	5	2	59	108	-49
<b>Average</b>	<b>0</b>	<b>2</b>	<b>-2</b>	<b>60</b>	<b>3</b>	<b>3</b>	<b>2</b>	<b>68</b>	<b>111</b>	<b>-43</b>



### Membership Composition June 2025 Cumulative



### Gender Composition June 2025 Cumulative

